

# Data sheet

## DUO fleet


**Model: cable, calibration law-compliant, Service RCD**

Article no. 12239604

The DUO fleet cable SAM thinks bigger – in terms of more charging points, less network expansion and careful use of resources. With the patented Compleo Power Rail technology, up to **30 charging stations** can be connected in series, saving up to 50% on installation costs.

The professional charging solution is ideal for use at publicly accessible charging points and for networked operation in companies, as it complies with calibration law thanks to SAM technology and fulfils AFIR regulations. The bright 4.3" display enables the display of secure QR codes for direct payment. Alternatively, charging processes can be authorised via RFID card or app. It is characterised by a durable housing that will never rust. As an all-in-one charging station, all components are already integrated in the DUO fleet SAM. It has an automatically resettable Service RCD as standard.

The DUO fleet cable SAM is equipped with two spiralsised Type 2 charging cables and offers AC charging with up to 11 kW at each charging point.



# Highlights

- Charging with up to 2x 11 kW AC
- **Up to 30 charging stations** per grid connection thanks to Comoleo's Power-Rail technology
- Includes Ethernet switch with four free ports
- Giro-e able
- Calibration law-compliant billing via SAM storage and display module
- Convenient single-hand operation
- LAN and 4G connectivity
- All protective components integrated
- Increased protection from vandalism due to highly impact resistant fibreglass reinforced plastic enclosure (IK10 rating, incl. display)
- Frontaccess point for connection and servicing
- Connection to IT backends via: OCPP 1.6J
- Energy/load management: Modbus protocol
- RCD self-test functionality
- RCD resettable with sliding cover

# Accessories

- SMC base + base filler granulate
- Installation kit  
For installation without prefabricated base

# Technical data

## General

|                                |   |
|--------------------------------|---|
| Charging mode                  | AC, mode 3  |
| Number of charging points      | 2   |
| Charging connector             | 2x type 2 spiral cable (6.5 m)  |
| IT backend connection          | Ocpp 1.6 JSON   |
| Authorisation                  | Free charging, RFID, smartphone app, optional: Giro-e                     |
| Package dimensions (H x W x D) | 1,650 x 800 x 1,200 mm,<br>up to six charging stations on one Euro pallet |

## Mechanical details

|                        |  |
|------------------------|--|
| Mounting type          | Base mounted (bm)  |
| Enclosure material     | Sheet moulding compound (SMC)                                  |
| Surface                | Painting: enclosure RAL 7016, textured paint                   |
| Lock                   | Swivelling lever, built-in space for one profile half cylinder |
| Dimensions (H x W x D) | 1,441 x 400 x 225 mm   |
| Weight                 | Approx. 40 kg  |

## Electrical data

|  |   |
|--|---|
| Maximum charging output per charge point             | 11 kW: Type 2 spiral cable  |
| Nominal voltage, number of phases, nominal frequency | 400 V; 3; 50 Hz   |
| Maximum input current                                | 32 A per phase, configurable  |
| Maximum output current                               | 16 A  |
| Device power consumption in standby mode             | < 13 W  |
| Connections  | Integrated busbar system (Power-rail technology)  |
| Earthing system                                      | TN, TT  |
| Protection   | 2x RCD type A; 2x DC residual current detection 6 mA;<br>2x circuit breaker C20 3P or C40 3P; 1x circuit breaker B16 1P |
| Overvoltage protection                               | Type 1+2+3 compliant with DIN EN 61643-11   |
| Protection class                                     | 2   |
| Welding detection                                    | 2x hardware-based redundant cut-off   |
| Measurement accuracy                                 | Class A (DIN EN 50470)  |
| Power factor $\cos\phi$                              | 0,90 - 1  |
| Calibration law                                      | The measurement accuracy of this meter is guaranteed only<br>from a minimum output energy quantity of 1 kWh             |

# Technical data

## Connectivity

|  |  |
|--|--|
| Communication interface to IT backends               | LAN, mobile data network (2G/4G)           |
| Protocols for communication with IT backends         | OCPP 1.6 JSON                              |
| Protocols for communication with third-party devices | Modbus TCP/IP                              |
| Update capability                                    | LAN, mobile data                           |
| Status display                                       | LED status indicator for each charge point |
| Display  | Size: 4.3" display                         |

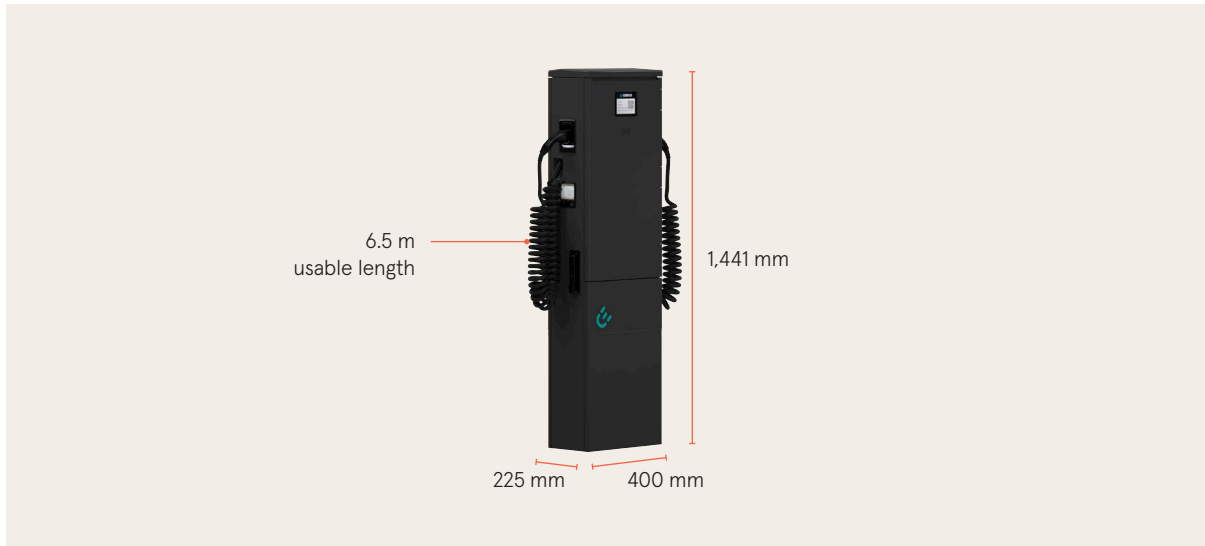
## Certification

|                                |  |
|--------------------------------|--|
| IP protection class            | Enclosure: IP44; relevant components: IP54                       |
| Impact resistance              | IK10   |
| Meter / German calibration law | 2x MID-compliant smart meter with SAM storage and display module |
| Approvals                      | CE, RoHS, REACH, GPSD, WEEE                                      |
| Standards                      | DIN EN 61851-1; DIN IEC/TS 61439-7                               |


## Environmental conditions

|                                     |                           |
|-------------------------------------|---------------------------|
| Storage temperature                 | -25 °C to +50 °C          |
| Environmental operating temperature | -25 °C to +40 °C          |
| Humidity                            | < 95 % (non-condensing)   |
| Degree of pollution                 | 3                         |
| Areas of use                        | Internal & external areas |
| Operating altitude above sea level  | 2,000 m max.              |

## Measurements



## Illustrations/model variants





©2025 Compleo. All rights reserved.

This document may not be copied or reproduced in any form or by any means, in whole or in part, without written permission. All illustrations in this document serve only as examples and may differ from the delivered product. All information in this document is subject to change without notice and does not represent a commitment on the part of the manufacturer.



Compleo Charging Solutions GmbH & Co. KG

Ezzestraße 8  
44379 Dortmund  
Germany

[info@compleo-cs.com](mailto:info@compleo-cs.com)  
[compleo-charging.com](http://compleo-charging.com)

Technical changes and errors excepted.

The power to move